

Human IL-4 R alpha/CD124 Protein

Cat. No. ILA-HM14R

Description

Source	Recombinant Human IL-4 R alpha/CD124 Protein is expressed from HEK293 with His tag at the C-terminus. It contains Met26-His232.
Accession	P24394-1
Molecular Weight	The protein has a predicted MW of 24.7 kDa. Due to glycosylation, the protein migrates to 45-70 kDa based on Bis-Tris PAGE result.
Endotoxin	Less than 1 EU per μg by the LAL method.
Purity	>95% as determined by Bis-Tris PAGE >95% as determined by HPLC

Formulation and Storage

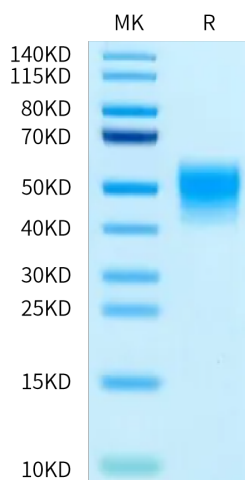
Formulation	Lyophilized from 0.22 μm filtered solution in PBS (pH 7.4). Normally 8% trehalose is added as protectant before lyophilization.
Reconstitution	Centrifuge the tube before opening. Reconstituting to a concentration more than 100 $\mu\text{g}/\text{ml}$ is recommended. Dissolve the lyophilized protein in distilled water.
Storage	-20 to -80°C for 12 months as supplied from date of receipt. -80°C for 3 months after reconstitution. Recommend to aliquot the protein into smaller quantities for optimal storage. Please minimize freeze-thaw cycles.

Background

Interleukin 4 Receptor alpha (IL-4 Ra), also known as CD124 and BSF receptor, is a widely expressed 140 kDa transmembrane glycoprotein in the class I cytokine receptor family. The effects of IL-4 are mediated after binding to high affinity receptor complexes present on hematopoietic as well as non-hematopoietic cells.

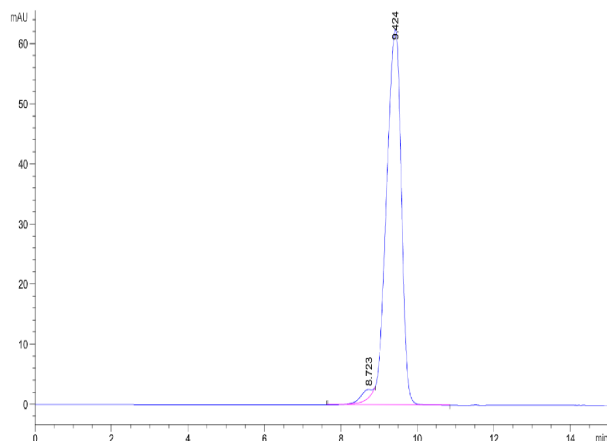
Assay Data

Bis-Tris PAGE



Human IL-4 R alpha on Bis-Tris PAGE under reduced condition. The purity is greater than 95%.

SEC-HPLC



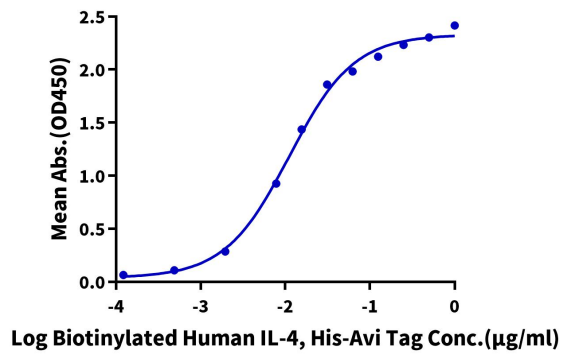
The purity of Human IL-4 R alpha is greater than 95% as determined by SEC-HPLC.

Assay Data

ELISA Data

Human IL-4 R alpha, His Tag ELISA

0.1µg Human IL-4 R alpha, His Tag Per Well



Immobilized Human IL-4 R alpha, His Tag at 1 µg/ml (100 µl/Well). Dose response curve for Biotinylated Human IL-4, His-Avi Tag with the EC50 of 11.2 ng/ml determined by ELISA (QC Test).